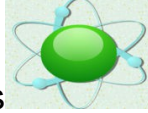


How-to Add [STEM Emoji By CharmPosh in the App Store](#) App To Science Birthday Party Favor Bags

1. Select **STEM Emoji By CharmPosh in the App Store**, tap on the STEM Emoji

By CharmPosh icon, looks like this



2. In the upper right hand corner locate the Share Icon, looks like this




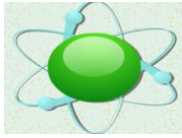
3. Next tap the above Share icon to locate the Gift icon, looks like this



4. Tap on the Gift icon to send Gift by entering To: Email Address, From: Sender's Name and Message: Enter special message up to 200 characters. Tap "Today" to send the Gift on today or tap the Check to the right of Today to specify sending the Gift on a certain date.

5. Include a thank you message inside your science birthday party favor bags and let them know that a Gift was sent to download **STEM Emoji By CharmPosh in the App Store**!!

	Date / /
Dear _____,	
Thanks so much for coming to my Science Birthday Party!!	
Please check your email I sent you a copy of " STEM Emoji By CharmPosh in the App Store " as a Thank You Gift! We can keep in touch on the app!	
Signed, _____	



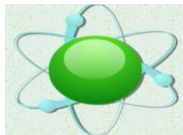
Date / /

Dear _____,

Thanks so much for coming to my Science Birthday Party!!

Please check your email I sent you a copy of "**STEM Emoji By CharmPosh in the App Store**" as a Thank You Gift! We can keep in touch on the app!

Signed,



Date / /

Dear _____,

Thanks so much for coming to my Science Birthday Party!!

Please check your email I sent you a copy of "**STEM Emoji By CharmPosh in the App Store**" as a Thank You Gift! We can keep in touch on the app!

Signed,
